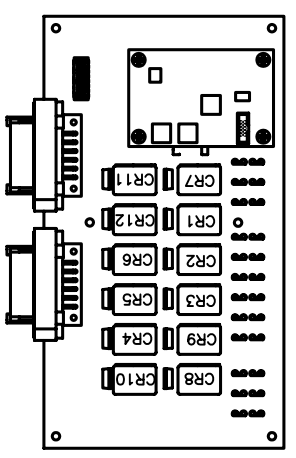
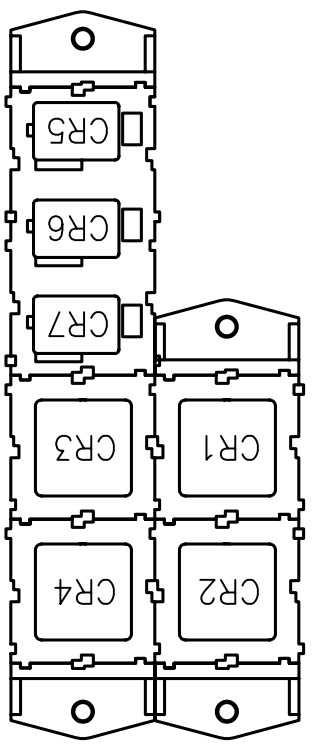


9.0



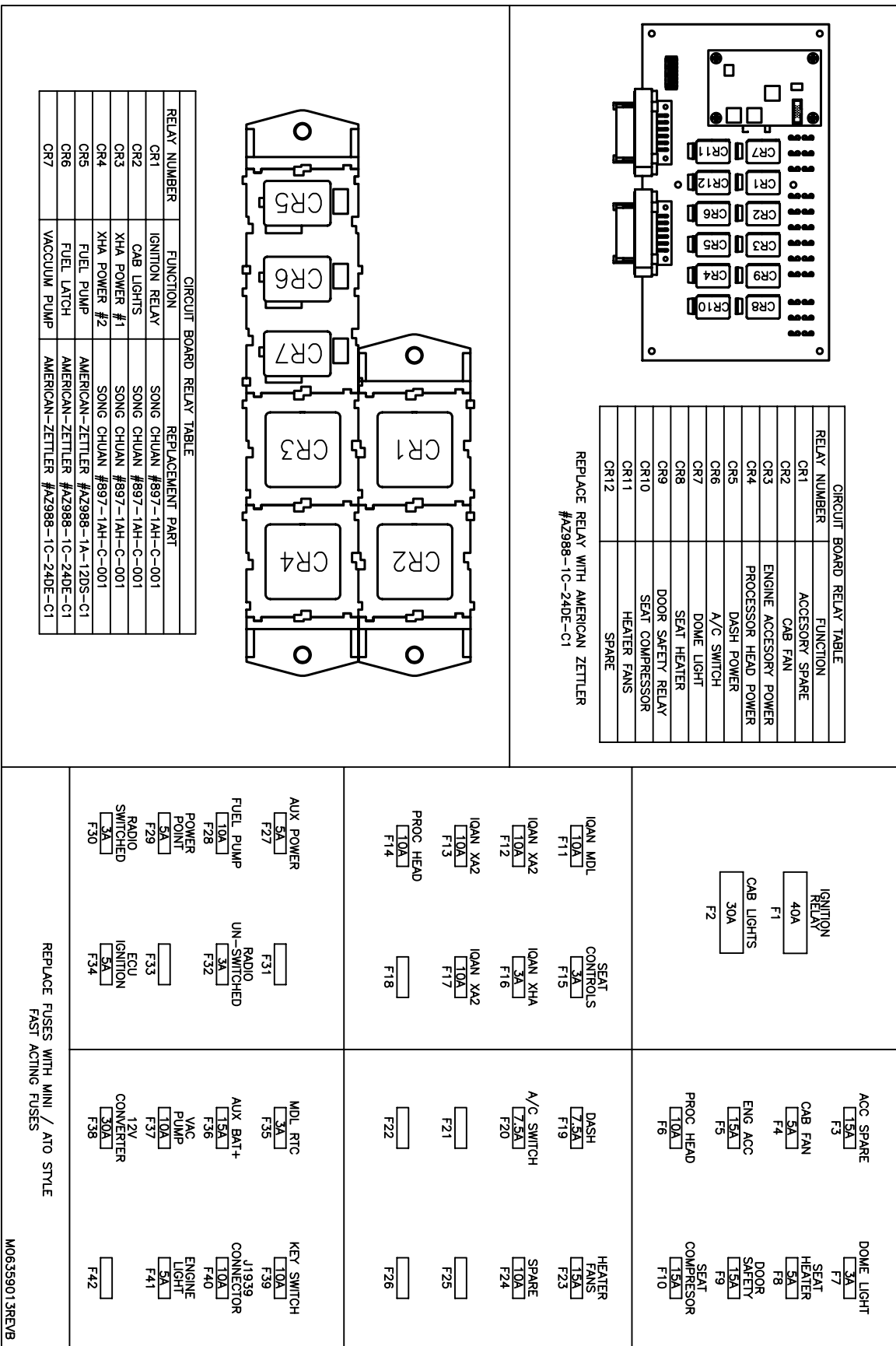
RELAY NUMBER	FUNCTION
CR1	ACCESSORY SPARE
CR2	CAB FAN
CR3	ENGINE ACCESSORY POWER
CR4	PROCESSOR HEAD POWER
CR5	DASH POWER
CR6	A/C SWITCH
CR7	DOME LIGHT
CR8	SEAT HEATER
CR9	DOOR SAFETY RELAY
CR10	SEAT COMPRESSOR
CR11	HEATER FANS
CR12	SPARE

REPLACE RELAY WITH AMERICAN ZETTLER #AZ988-1C-24DE-C1



RELAY NUMBER	FUNCTION	REPLACEMENT PART
CR1	IGNITION RELAY	SONG CHUAN #897-1AH-C-001
CR2	CAB LIGHTS	SONG CHUAN #897-1AH-C-001
CR3	XHA POWER #1	SONG CHUAN #897-1AH-C-001
CR4	XHA POWER #2	SONG CHUAN #897-1AH-C-001
CR5	FUEL PUMP	AMERICAN-ZETTLER #AZ988-1A-12DS-C1
CR6	FUEL LATCH	AMERICAN-ZETTLER #AZ988-1C-24DE-C1
CR7	VACUUM PUMP	AMERICAN-ZETTLER #AZ988-1C-24DE-C1

6.0



M06359013REV/B

REPLACE FUSES WITH MINI / ATO STYLE FAST ACTING FUSES

NOTE:
BLACK TEXT ON WHITE BACKGROUND.

Description	Date	By	ECN No.	Rev. No.
ADDED CR3 AND CR4 TO DRAWING	3/22/07	R.J.D.	ECO #1776	B
CREATED DRAWING	12/13/06	R.J.D.		A

PRODUCTION

GS HYDRAULICS, INC.
NEW BERLIN, WISCONSIN 53151

LOAD CENTER
FUSE AND RELAY DETAIL
FABRICATION DRAWING

DATE	BY	REV	DESCRIPTION
12-13-2006	R.J.D.	NONE	NONE

SCALE	1:1
SHEET	1 OF 1