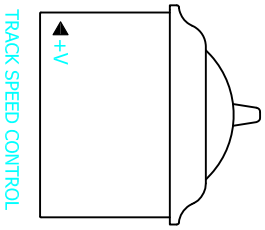
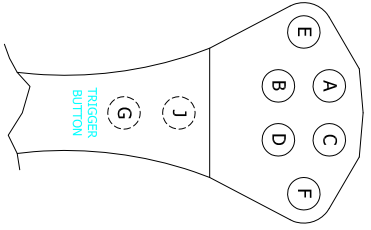


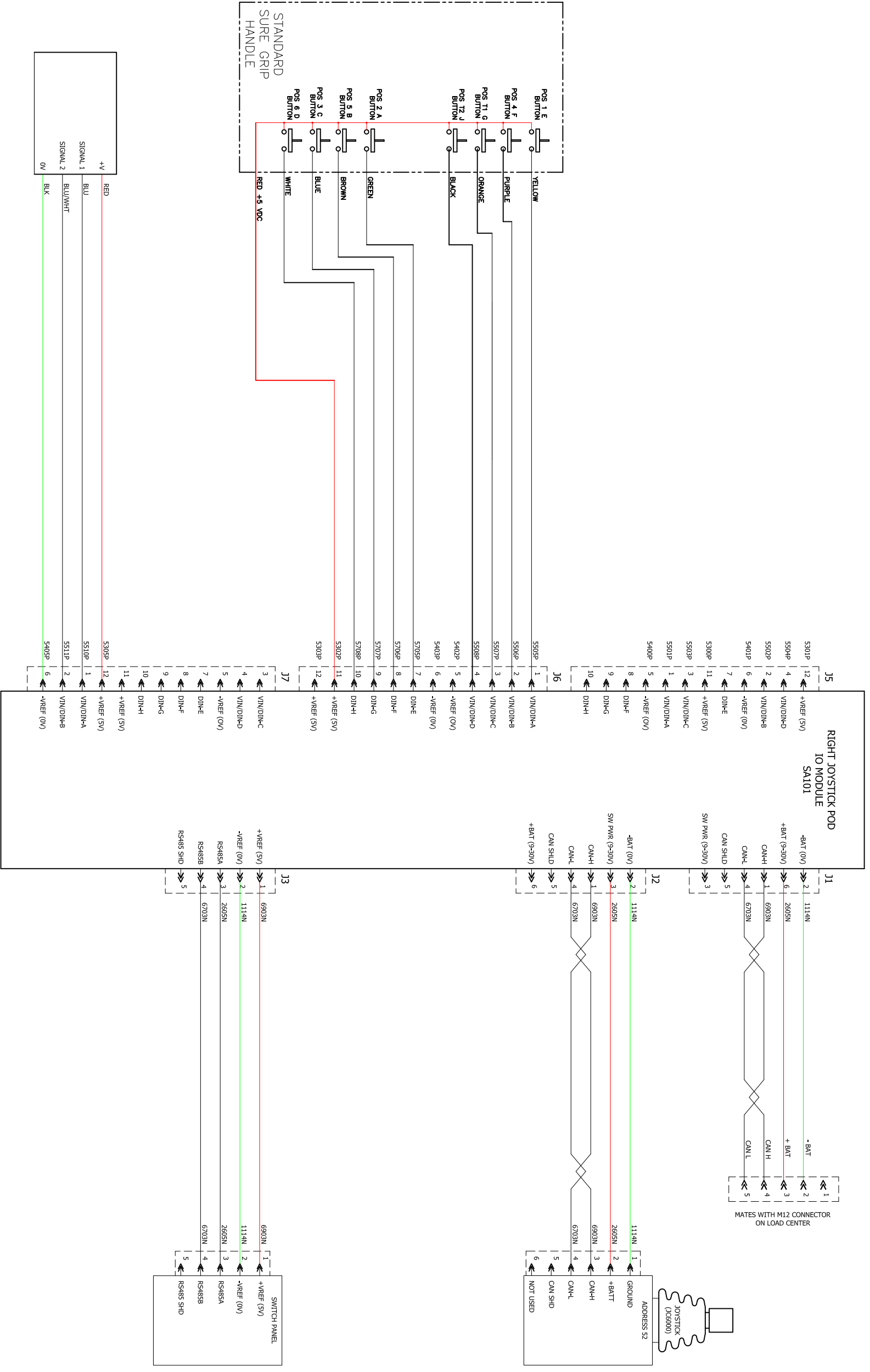
THIS DRAWING IS THE PROPERTY OF TIMBERPRO, INC. ANY REPRODUCTION OR USE OF THIS DRAWING WITHOUT WRITTEN CONSENT FROM TIMBERPRO, INC. IS STRICTLY PROHIBITED.



TRACK SPEED CONTROL



SUREGRIP CONNECTION



| LETTER | WIRE SIZE | LOAD |
|--------|-----------|------|
| A | 1/0 | 300 |
| B | 2/0 | 600 |
| C | 2/0 | 600 |
| D | 2/0 | 600 |
| E | 1/0 | 300 |
| F | 2/0 | 600 |
| G | 2/0 | 600 |
| H | 2/0 | 600 |
| I | 2/0 | 600 |
| J | 2/0 | 600 |
| K | 2/0 | 600 |
| L | 2/0 | 600 |
| M | 2/0 | 600 |
| N | 2/0 | 600 |
| O | 2/0 | 600 |
| P | 2/0 | 600 |

NOTES:
 1) - ALL WIRES MUST BE SIZED ACCORDING TO SUFFIX LETTER CODE UNLESS OTHERWISE NOTED.
 2) - CABLE MUST BE LABELED WITH PART NUMBER AND REVISION LETTER.
 3) - CABLE MUST BE BRANDED AS INDICATED.
 4) - ○○ - INDICATES TWISTED WIRES FOR CAN/11939 COMMUNICATION.
 5) - ALL WIRES EXCEPT QUADRY SHALL BE BLACK JOGGED WITH WIRE PAINT MEASUREMENT EACH WIRE FOR NUMBERS SHOWN IN THIS DRAWING. WIRE NUMBER SHOULD BE PRINTED EVERY 3 TO 4 INCHES ALONG WIRE LENGTH.